



Sage PFW ERP

Version 5.9 Release Guide



Welcome to Sage PFW ERP v. 5.9 !

Sage is proud to present you with Sage PFW ERP V5.9, the latest generation of our award-winning accounting and manufacturing software. Building on the success of version 2010, this latest version introduces new integration with powerful products that will help take your business to the next level!

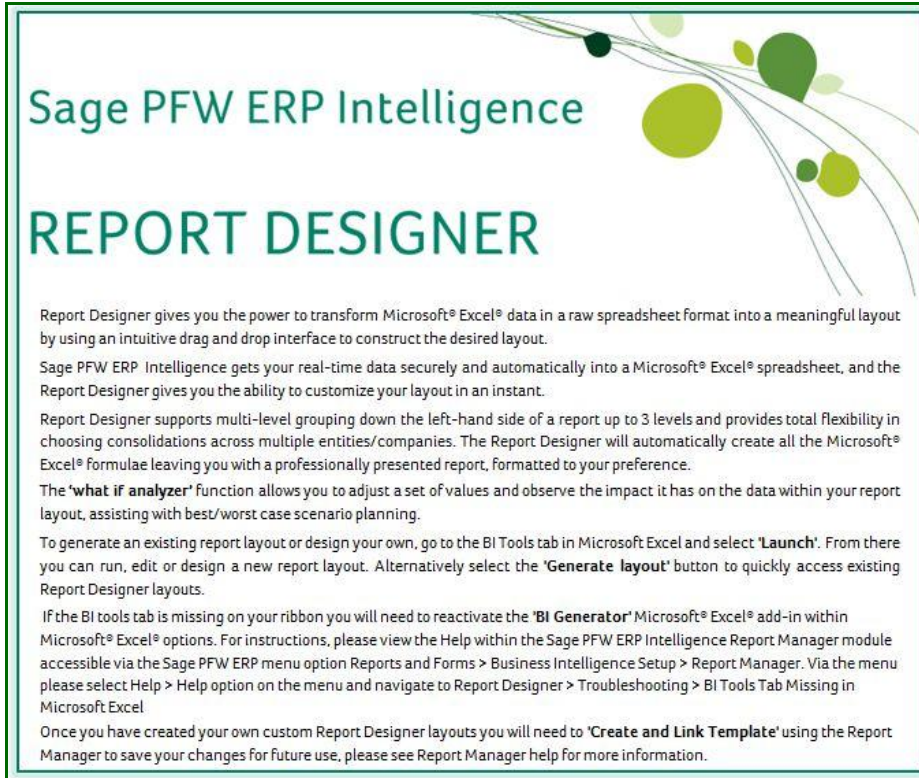
We have been listening to our customers' requests, and as a result you will find new features and key integrations, to make your workflow even more efficient.

Check out all the new features in Sage PFW ERP v.5.9 – we think that you are going to like them.

The Sage PFW ERP Team

New! Sage PFW Intelligence

Do more than just financial statements with the New Sage PFW Intelligence integration. Intelligence empowers managers to quickly and easily obtain operations and strategic planning information from their Sage PFW ERP system. Based on the familiar Microsoft Excel® application, Intelligence effortlessly creates reports and analyzes data that is vital to growth and profitability. Managers can spend more time focusing on information analysis and interpretation and less time pulling the data together.



Sage PFW ERP Intelligence

REPORT DESIGNER

Report Designer gives you the power to transform Microsoft® Excel® data in a raw spreadsheet format into a meaningful layout by using an intuitive drag and drop interface to construct the desired layout.

Sage PFW ERP Intelligence gets your real-time data securely and automatically into a Microsoft® Excel® spreadsheet, and the Report Designer gives you the ability to customize your layout in an instant.

Report Designer supports multi-level grouping down the left-hand side of a report up to 3 levels and provides total flexibility in choosing consolidations across multiple entities/companies. The Report Designer will automatically create all the Microsoft® Excel® formulae leaving you with a professionally presented report, formatted to your preference.

The **'what if analyzer'** function allows you to adjust a set of values and observe the impact it has on the data within your report layout, assisting with best/worst case scenario planning.

To generate an existing report layout or design your own, go to the BI Tools tab in Microsoft Excel and select **'Launch'**. From there you can run, edit or design a new report layout. Alternatively select the **'Generate layout'** button to quickly access existing Report Designer layouts.

If the BI tools tab is missing on your ribbon you will need to reactivate the **'BI Generator'** Microsoft® Excel® add-in within Microsoft® Excel® options. For instructions, please view the Help within the Sage PFW ERP Intelligence Report Manager module accessible via the Sage PFW ERP menu option Reports and Forms > Business Intelligence Setup > Report Manager. Via the menu please select Help > Help option on the menu and navigate to Report Designer > Troubleshooting > BI Tools Tab Missing in Microsoft Excel

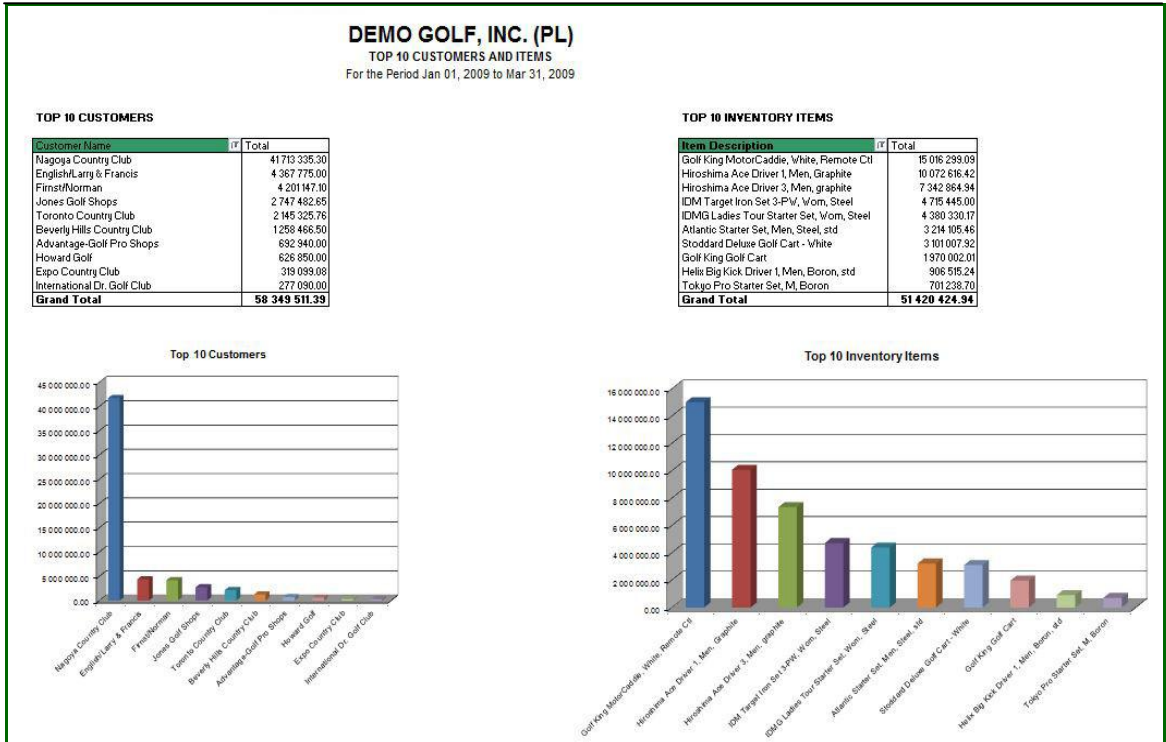
Once you have created your own custom Report Designer layouts you will need to **'Create and Link Template'** using the Report Manager to save your changes for future use, please see Report Manager help for more information.

Sage PFW Intelligence is an ODBC based business intelligence reporting tool and is replacing Microsoft FRx as the financial reporting solution. The following report templates are available:

- Income Statement
- Customer Sales Report
- Balance Sheet
- Balance Sheet by Type
- Trial Balance

Additionally, Intelligence provides an easy to read business dashboard and a Financial Report Designer. In future product updates additional reports for purchase and inventory analysis will also be made available.

Company Dashboard



Customer Sales Report

DEMO GOLF, INC. (PL)
CUSTOMER SALES
 for the period from Jan 01, 2009 to Mar 31, 2009

Salesperson Name (All)

Item Class Description (All)

Location Key Name (All)

| Customer Name | Item Key Name | Quantity | Total Sales Excl Tax | Discount | Sales Excl Tax Incl Discount | Total Cost | Gross Profit | Tax Amount | Total Sales |
|-----------------------------|---------------|------------------|----------------------|---------------------|------------------------------|----------------------|----------------------|------------------|----------------------|
| Advantage-Golf Pro Shops | | 1 500.00 | 729 340.00 | 36 400.00 | 692 940.00 | 273 110.09 | 419 829.91 | 65.10 | 693 005.10 |
| Beverly Hills Country Club | | 5 675.00 | 1 298 480.00 | 40 013.50 | 1 258 466.50 | 500 300.43 | 758 166.07 | 0.00 | 1 258 466.50 |
| English/Larry & Francis | | 13 646.00 | 4 371 075.00 | 3 300.00 | 4 367 775.00 | 1 532 152.04 | 2 835 622.96 | 14 922.63 | 4 382 697.63 |
| Expo Country Club | | 1 296.00 | 322 685.58 | 3 586.50 | 319 099.08 | 159 482.16 | 159 616.92 | 655.31 | 319 754.39 |
| Finst/Norman | | 13 732.00 | 4 201 147.10 | 0.00 | 4 201 147.10 | 1 443 618.03 | 2 757 529.07 | 10 230.01 | 4 211 377.11 |
| Howard Golf | | 2 059.00 | 674 750.00 | 47 900.00 | 626 850.00 | 272 432.59 | 354 417.41 | 41 563.14 | 668 413.14 |
| International Dr. Golf Club | | 1 270.00 | 293 154.00 | 16 064.00 | 277 090.00 | 134 896.17 | 142 193.83 | 0.00 | 277 090.00 |
| Jones Golf Shops | | 8 234.00 | 3 622 634.39 | 875 151.74 | 2 747 482.65 | 850 620.48 | 1 896 862.17 | 0.00 | 2 747 482.65 |
| Nagoya Country Club | | 1 040.00 | 41 879 464.60 | 166 129.30 | 41 713 335.30 | 23 157 196.40 | 18 556 138.90 | 0.00 | 41 713 335.30 |
| Osborne Golf Club | | 294.00 | 50 509.42 | 0.00 | 50 509.42 | 22 268.75 | 28 240.67 | 0.00 | 50 509.42 |
| Smith/Dr. James | | 243.00 | 7 043.00 | 0.00 | 7 043.00 | 2 930.00 | 4 113.00 | 545.84 | 7 588.84 |
| Toronto Country Club | | 6 719.00 | 2 163 510.95 | 18 185.19 | 2 145 325.76 | 641 118.75 | 1 504 207.01 | 0.00 | 2 145 325.76 |
| Grand Total | | 55 708.00 | 59 613 794.04 | 1 206 730.23 | 58 407 063.81 | 28 990 125.90 | 29 416 937.91 | 67 982.03 | 58 475 045.84 |

Create easy to read and modify business intelligence reports with Sage PFW Intelligence. Using the power of Excel you can view and create chart based dashboards, filtered spreadsheets and pivot tables.

Updated! MSDS – Material Safety Data Sheet Module

Improvements to the existing MSDS module make it even easier to track and label your hazardous materials for sale and shipment. A new GHS (Globally Harmonized System) Master Format helps you comply with international standards. The new features in the MSDS module help customers generate a GHS with the right pictograms, hazard and precautionary statements.


Two new buttons were added to the button bar at the top of the MSDS Master Format Template setup screen, one button to look up boilerplates and a second button to look up keywords. With the new keyword and boilerplate lookups it's now even easier to reuse those key phrases without extensive printing or research through the system.

Boilerplates help you to reuse important header and sub-header phrases, exposure scenario phrases, regulatory titles, risk and safety phrases, GHS classification, hazard and precautionary statements. New standard boilerplate selections were added to the MSDS database to allow compliance with GHS MSDS reporting requirements without extraneous data entry.

New keywords! 11 new keywords were added to pull required information out of the database. They include keywords such as the following:

- /AITEMP The temperature at which a material will spontaneously ignite, from heat alone.
/DECTEMP The temperature at which a material will decompose into its constituent substances.

You can now add pictograms to your MSDS forms using either JPG and BMP file formats.



Accounts Payable

New! Find Historical Checks


You can now use the “Find Historical” lookup to view a list of checks when you are voiding checks.. When selected, the Void Check screen will populate with the appropriate information for the voided check minimizing data entry errors. Currently you must manually input information into the Void Check screen such as check number, Vendor ID, check amount and check date. This could result in voiding checks with incorrect dates and amounts requiring you to fix it manually.

In Sage PFW 5.9 when you select to Void a Posted Check you now have the ability to select the Vendor Key order by, lookup the Vendor Key and select the proper Check Number from historical information. The Check Number lookup displays a list of all checks that are available to void for the selected vendor key.

This lookup displays:

- Check Number
- Check Date
- Check Amount
- Cash Account Number

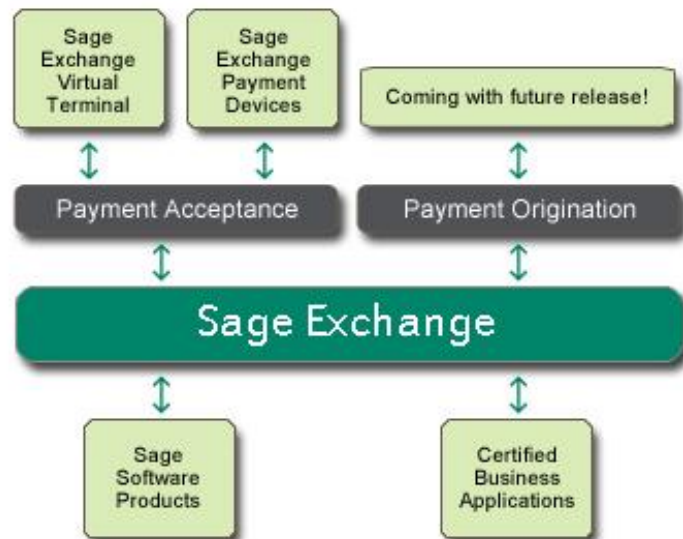
This allows you to select a check from the list which automatically populates the Void Posted Check screen with original information.



Printing Checks by Vendor Name

A new option is available in the Check Printing Setup and the Print and Post Voucher Payment menu options. In the Print Options section, you can now choose if you want to print your checks in Vendor Name order, instead of Vendor Key. If you select this option in the Check Printing Setup, that will be the default when you go to print checks. Of course, you can always override this option each time you print checks by selecting the Format tab in Print and Post Voucher Payment and select Print in Vendor Name Order.

New! Sage Exchange



Welcome to the exciting world of e-commerce! Credit cards, EFT, ACH and Direct Deposit are standard methods for collecting payments. Sage PFW now has a method available to handle these processes with an integration to Sage Payment Solutions through Sage Exchange. The creation of this integration with Sage Exchange allows PCI (Payment Card Industry) compliant processing of electronic payments through the Sage PFW menu items below:

1. Accounts Receivable / Invoice Entry on the Payment tab
2. Order Entry Pro / Sales Order Entry on the Payment tab
3. Order Entry Pro / Return Entry on the Payment tab
4. Sales Order / Sales Order Entry on the Payment tab

Sage Exchange is backed by 128 bit Secure Socket Layer (SSL) technology for reliable transaction encryption and fraud prevention. In addition to its powerful fraud protection services and fast credit card transaction approvals, Sage Exchange provides you with flexible reporting capabilities and a large family of Electronic Funds Transfer (EFT) products to help grow your business.

All credit card information and transaction history is now stored and processed using the Sage Exchange vault. This complies with PCI standards and maintains the security you need for you and your customers.

Invoice Entry - Chemical Demo Data

File Edit View Window Help

Customer Key

CMD 08/18/11 12:11:01 PM

1. Invoice 2. Misc 3. **Payment** 4. Address 5. Credit Info 6. Line Items

Customer Key: BEV01
 Ship To Key:
 Receipt Number: CC908908
 Receipt Amount: 1346.88
 Use Credit Card:
 Credit Card VAN Reference: A81BFC2d10
 Credit Card Transaction Id: 801a776f-0918-4d5f-a154-84636ef7
 Credit Card Transaction Type: 12 - Authorization
 Credit Card Transaction Date: 08/18/11
 Credit Card Authorization Amount: 1,346.88
 Credit Card Authorization Code: 908908
 Currency: US DOLLARS

(Spacebar = Toggle Checkbox)

Sage Exchange - Authorization

Sage PFW ERP

Payment Information

Reference 1: 000000019 Subtotal: 1346.88
 Card number: 4111111111111111 Tax: 0.00
 Expiration date: 08/11 Shipping: 0.00
 CVV: Total: 1346.88

Click For Support

Thank you for using Sage Exchange

8/18/2011

Back Next **Submit** Cancel

00:14:37

sage

Example of an accounts receivable authorization



About Sage North America

Sage North America is part of The Sage Group plc, a leading global supplier of business management software and services. Our range of business software and services is continually evolving as we innovate to answer our customers' needs.

Our solutions support accounting, operations, customer relationship management, human resources, time tracking, merchant services, and the specialized needs of the construction, distribution, healthcare, manufacturing, nonprofit, and real estate industries.

Sage North America employs more than 4,100 people and supports nearly 2.9 million small and medium-size business customers. The Sage Group plc, formed in 1981, was floated on the London Stock Exchange in 1989 and now employs 14,500 people and supports 5.8 million customers worldwide.

For more information, please visit our Web site at www.sagenorthamerica.com or call us at 888-473-5135.



Sage | 6561 Irvine Center Drive | Irvine, CA 92618 | 888-473-5135
www.SageNorthAmerica.com | www.sagepfw.com

©2011 Sage Software Inc. All rights reserved. Sage, the Sage logos, and products and service names mentioned herein are registered trademarks or trademarks of Sage Software Inc., or its affiliated entities. All other trademarks are the property of their respective owners.

